

BB02-WD

CUSTOMER PRODUCT SPECIFICATION SHEET



BB02-WD:- 1.00MM (0.039") SOCKET, SINGLE ROW, STRAIGHT, THROUGH HOLE TYPE, 02 TO 35 CONTACTS

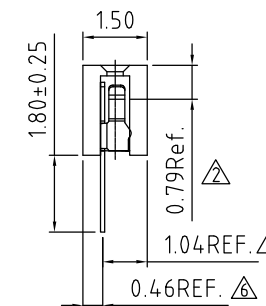
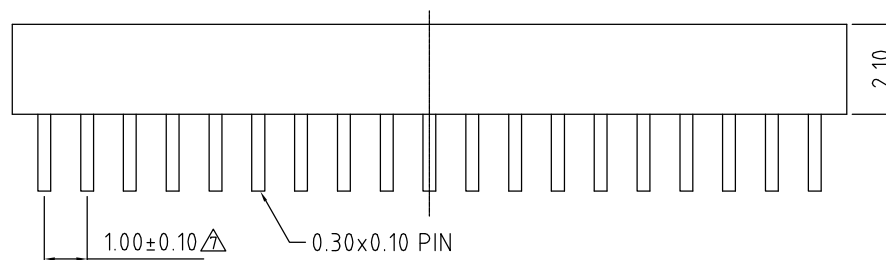
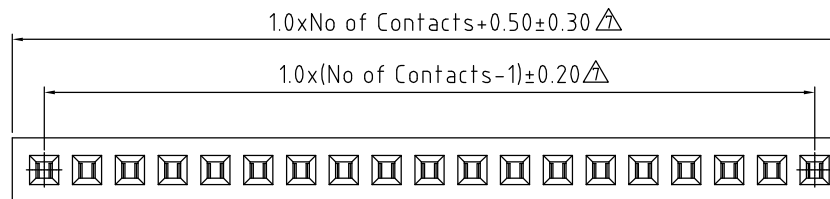
SPECIFICATIONS :

- CURRENT RATING: 1.0AMP Δ
- INSULATOR RESISTANCE: 500 MEGOHMS MIN.
- DIELECTRIC WITHSTANDING: AC 200 V
- CONTACT RESISTANCE: 40m OHMS MAX.
- OPERATING TEMPERATURE: -40°C TO +105°C
- CONTACT MATERIAL: PHOSPHOR BRONZE
- INSULATOR MATERIAL: THERMOPLASTIC, UL 94V-0
STANDARD: LCP + 30% G/F
- PLATING: GOLD OR TIN OVER 30-50U" NICKEL
- SOLDERABILITY IR REFLOW: 280°C FOR 10 SEC
WAVE: 250°C FOR 5-10 SEC
MANUAL SOLDER: 380°C FOR 3-5 SEC

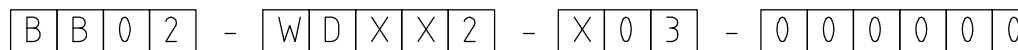
PACKAGING: BULK IN TUBE OR BOX.

- MATES WITH: - BB02-YJ BB02-YM
- BB02-YK BB02-YN
- BB02-YL BB02-YR

- NOTES:
1. RECOMMENDED MATING PIN LENGTH = 1.5MM.

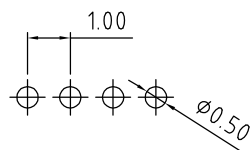


HOW TO ORDER



NO. OF CONTACTS
02 to 35 Δ

- CONTACT PLATING OPTIONS
- K = GOLD FLASH (STANDARD)
 - A = 10U" GOLD ON CONTACT/GOLD FLASH ON TAIL
 - B = 15U" GOLD ON CONTACT/GOLD FLASH ON TAIL
 - T = BRIGHT TIN
 - M = MATT TIN



RECOMMENDED PCB HOLE LAYOUT

REV.	DATE & DRN
1.0	19/04/08-NYW RELEASE
1.1	25/07/08-NYW ADD M PLATING OPTION. DRAWING MODIFICATION.
1.2	06/02/09 - NYW ADD NOTES 1.
1.3	07/07/09-NYW DIMENSION
1.4	29/12/09 - NYW CHANGE CURRENT RATING.
1.5	11/09/12 - NYW ADD PLATING OPTIONS A & B.
1.6	28/01/13 - NYW CHANGE MAX. PIN# TO 35.
1.7	04/03/14 - NYW ADD DIMENSIONS.
	Δ HEAD TOLERANCE.

Scale: 8:1	THIRD ANGLE	Unstated Tolerances: X. ± 0.30 X ± 0.25 .XX ± 0.15 XXX ± 0.10
Drawn: NYW		
App'd: XXX	Title: SOCKET	Material: SEE NOTE
Date: 4 MAR. '14	Revision: 1.7	NOT TO SCALE
		Unit: mm



THIS DRAWING IS CONFIDENTIAL AND MUST NOT BE COPIED OR DISCLOSED WITHOUT WRITTEN CONSENT

Type BB02-WD
BB02-WD
Drawing Number:
Sheet 1 of 1
Drawing © E and O E