

3201 - Mu-copper tape

Many EMI problems can be solved easily with Mu-copper foil or tape. Mu-copper foil and tape are available with or without (conductive) self-adhesive and an optional insulation layer.

Mu-copper tape can be cut to any width starting at 3 mm and can be delivered from stock. The most commonly used width is 25 mm; standard roll length is 16.5 meters.

When large surfaces are to be shielded, it is recommended to cover most of the surface with Mu-copper foil, possibly in combination with tape with a conductive self-adhesive. This solution is much cheaper than covering the entire surface with tape strips.

Mu-copper can also be delivered as die-cut, according to your drawing, on strips or in pieces (as stickers), with optional self-adhesive.

Applications

- EMI shielding of plastic enclosure parts (EMI/RFI shielding tape/gasket)
- Shielding of all non-conductive materials
- Ground plane
- Antistatic floors (ESD floors)
- Electrical connection between surfaces (sheets / foils)
- Die-cuts
- Shielding in housings and Faraday cages
- Temporary shielding during tests
- Mounting transparent foils, windows for EMI/RFI shielding
- Cable shielding (tape wrapped around cable)
- Temporary shielding during emissions and immunity tests

Shielding effectiveness

There are many factors that influence the actual effectiveness of an EMI/RFI shielding tape after it has been applied, such as the type and thickness of foil, type of adhesive, closeness of contact, smoothness of application surface, strength and frequency of the EMI/RFI signal, etc. Still, attenuation values can be determined using standard tests and fixtures.

For EMI/RFI shielding tape, typical shielding effectiveness (far field) is in the range of 60dB to 80dB (10 KHz to 20 GHz). For more specifications see table and graph below.

Field	Frequency	Mu-copper
		0.12 mm thick
E	1 MHz	125 dB
E	10 MHz	101 dB
E	100 MHz	120 dB
E	400 MHz	115 dB
P	1 GHz	110 dB
P	10 GHz	120 dB

These values are measured under laboratory conditions. Results may differ in other situations. Please read our Guarantee.



Mu-copper tape for EMI/RFI shielding



Colour of Mu-copper tape/foil

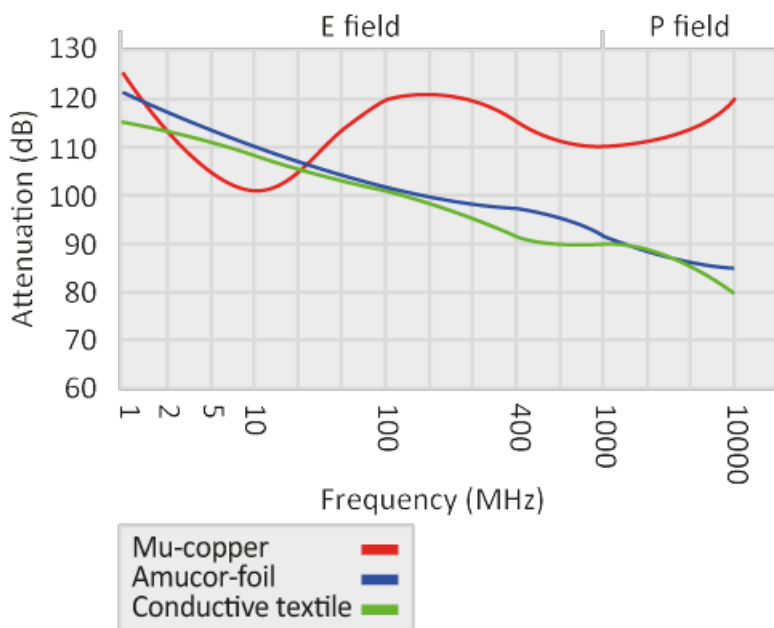


With our automated CNC cutting system, we can also cut Mu-copper foil in large quantities and according to your CAD drawing



We can cut all our EMI/RFI shielding tapes to any specific width

3201 - Mu-copper tape

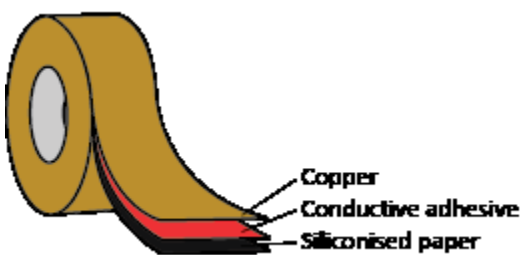


EMI / RFI shielding tapes attenuation graph

3201, 3212 3218 Copper tape with conductive adhesive

A flexible metal foil with a highly conductive self-adhesive on one side, with a release liner
 Conductive acrylic adhesive
 Supplied on a removable liner for easy handling and die-cutting

Like all Holland Shielding System BV tapes, Copper tape 3201 is available in standard and custom widths and lengths. The standard length is 16.5 meters.



3201 Copper tape with conductive adhesive: cross-section

Standard widths for this tape:

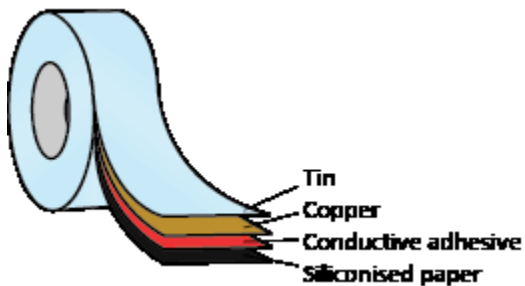
- 0.035 mm (part no. 3201)
- 0.12 mm (part no. 3212)
- 0.18 mm (part no. 3218)
- Other on request

[Click here to download the data sheet](#)

3202 Tinned copper tape

Similar to Tape 3201, but with a layer of tin added for protection against corrosion and better solderability.

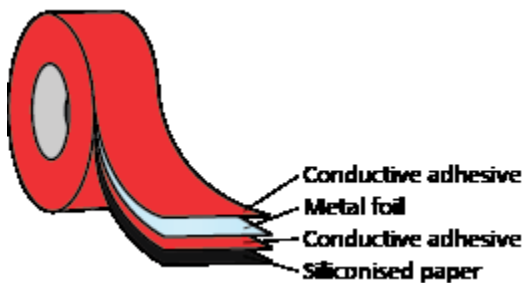
3201 - Mu-copper tape



3202 Tinned copper tape: cross-section

3206 Die-cut mounting tape / Sandwich copper tape

A flexible metal foil, laminated on 2 sides with a conductive self-adhesive; available in sheets and rolls.



3206 Die-cut mounting tape / Sandwich copper tape: cross-section

For more specifications see "Technical specification" table below.

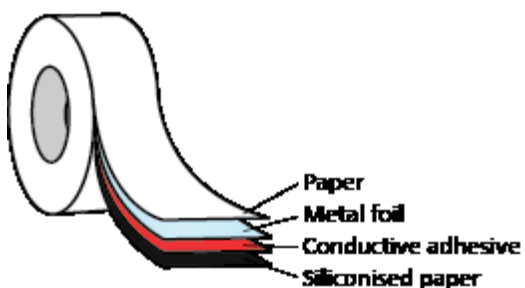
3207 Copper tape with paper insulation

Similar to Tape 3201, but with a paper layer added to insulate the top layer of copper.

Thickness of the copper is 0.035 mm

Thickness of the paper insulation layer is 0.5 mm

Available up to a width of 1500 mm



3207 Copper tape with paper insulation: cross-section

Technical specification and part numbers