

BB02-RS :- 2.00mm (0.079") SOCKET, SINGLE ROW, STRAIGHT, SMD TYPE - 02 to 40 CONTACTS, TOP ENTRY

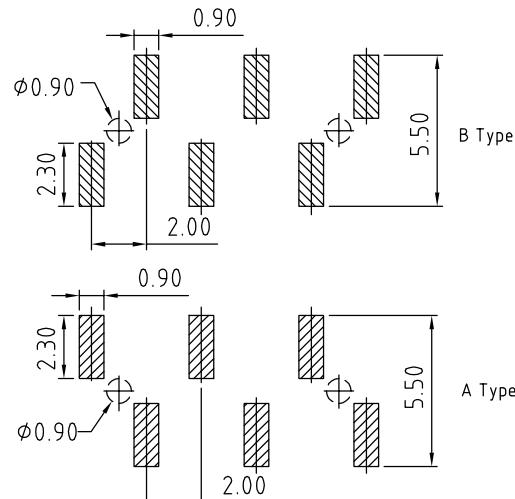
SPECIFICATIONS

CURRENT RATING	3 AMP
INSULATOR RESISTANCE	1000 MEGOHMS MIN.
DIELECTRIC WITHSTANDING	AC 500 V
CONTACT RESISTANCE	20m OHMS MAX.
OPERATING TEMPERATURE	-40°C TO +105°C
CONTACT MATERIAL	PHOSPHOR BRONZE
INSULATOR MATERIAL	THERMOPLASTIC, UL 94V-0 STANDARD : NYLON 6T
PLATING	GOLD OR TIN OVER 30~50U" NICKEL
SOLDERABILITY	IR REFLOW: 260°C FOR 10 SEC MANUAL SOLDER: 350°C FOR 3-5 SEC

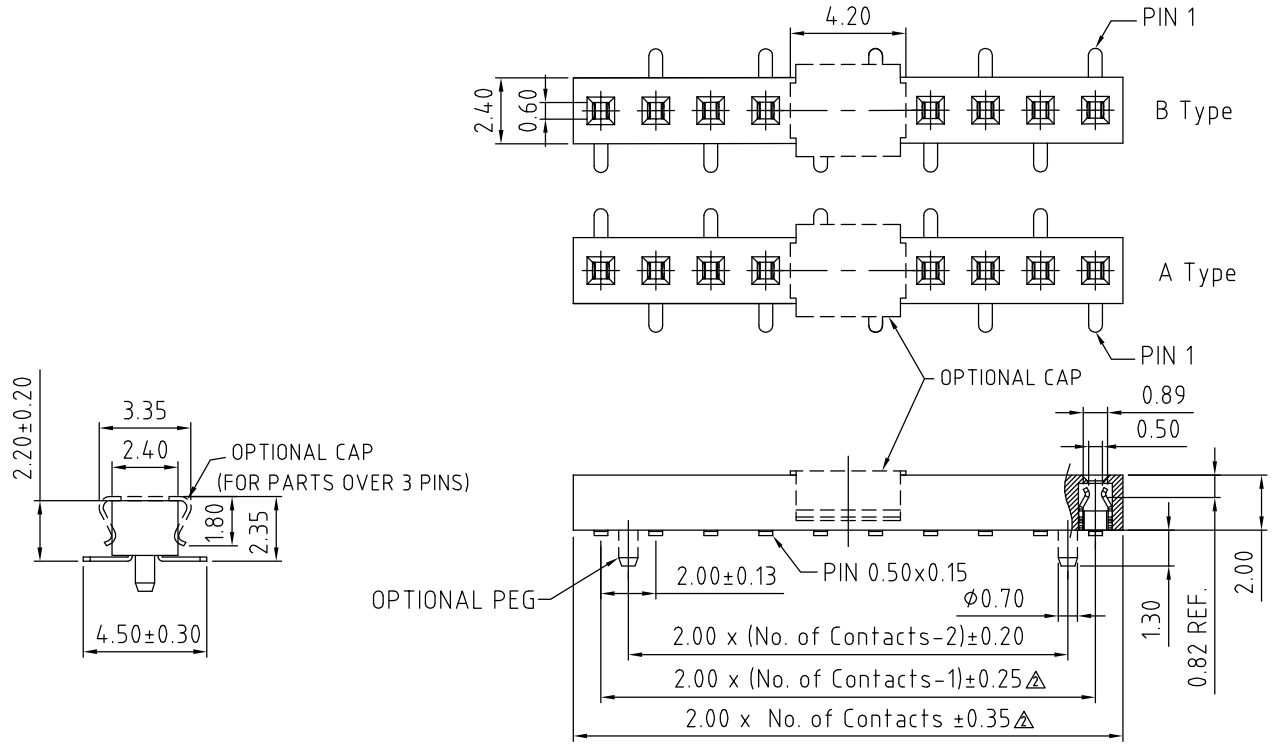
NOTES:

1. RECOMMENDED MATING PIN LENGTH FOR TOP ENTRY: 1.6MM.

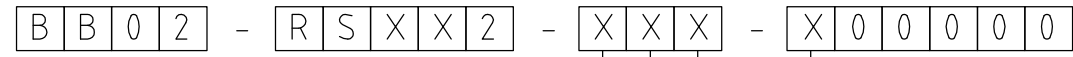
MATES WITH :- BB02-FB BB02-RM
BB02-FK BB02-RT
BB02-FL BB02-1F



RECOMMENDED PCB LAYOUT (TOLERANCE: ±0.05)



HOW TO ORDER



NO. OF CONTACTS
02 TO 40

CONTACT PLATING OPTIONS
K = GOLD FLASH (STANDARD)
A = 10U" GOLD ON CONTACT/GOLD FLASH ON TAIL
B = 15U" GOLD ON CONTACT/GOLD FLASH ON TAIL
C = 30U" GOLD ON CONTACT/GOLD FLASH ON TAIL
T = BRIGHT TIN

CONNECTOR TYPE
A = A TYPE
B = B TYPE

PACKAGING OPTIONS
3 - TUBE
5 - TUBE & CAP
6 - T & R
8 - T & R & CAP

WITH OR WITHOUT LOCATING PEG
A = WITH (MIN. 3 PINS)
B = WITHOUT

REV. DATE & DRN
10 24/06/09 - CHC RELEASE
11 27/04/11 - NYW REMOVE PLATING OPTION M.
12 25/07/19 - NYW Δ AMEND TOLERANCE

Scale: 5:1	THIRD ANGLE	Unstated Tolerances: X ± 0.30 X ± 0.25 .XX ± 0.15 .XXX ± 0.10	Material SEE NOTE
Drawn: CHC			NOT TO SCALE
App'd: XXXX	Title: SOCKET		Unit: mm
Date: 25 JUL. '19	Revision: 1.2		



Type: BB02-RS
BB02-RS
Drawing Number:
Sheet 1 of 1
Drawing © E and O E

THIS DRAWING IS CONFIDENTIAL AND MUST NOT BE COPIED OR DISCLOSED WITHOUT WRITTEN CONSENT