

BB02-RX

CUSTOMER PRODUCT SPECIFICATION SHEET

RoHS
Compliant

BB02-RX :-2.00mm x 2.00mm (0.079" x 0.079") SOCKET, RIGHT ANGLE, SMT, DUAL ROW - 04 to 80 CONTACTS

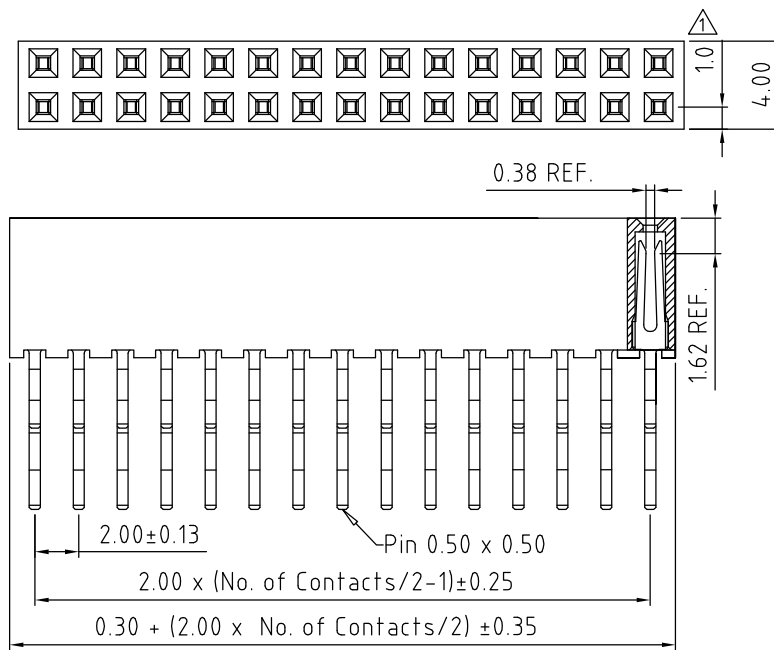
SPECIFICATIONS :

CURRENT RATING 2 AMP
INSULATOR RESISTANCE 1000 MEGOHMS MIN.
CONTACT RESISTANCE 20m ohms MAX.
DIELECTRIC WITHSTANDING AC 500 V
OPERATING TEMPREATURE -55°C TO +105°C
CONTACT MATERIAL PHOSPHOR BRONZE
INSULATOR MATERIAL THERMOPLASTIC, UL 94V-0
STANDARD: LCP
PLATING GOLD, TIN OR SELECTIVE OVER 30-50U" NICKEL
SOLDERABILITY IR REFLOW: 280°C FOR 10 SEC
MANUAL SOLDER: 380°C FOR 3-5 SEC

NOTES:

1. RECOMMENDED MATING PIN LENGTH: 3.2MM.
2. PARTS WITH SMALL NUMBER OF CONTACTS MIGHT BE PACKED IN BOX INSTEAD OF IN TUBE.

MATES WITH: BB02-FA BB02-FU BB02-RN
BB02-FD BB02-FZ BB02-2F
BB02-FE BB02-RH BB02-4F
BB02-FG BB02-RN



HOW TO ORDER

BB02 - R X X X 2 - X 0 X - 0 0 0 0 0 0

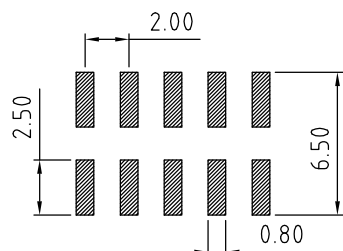
NO. OF CONTACTS:
04 TO 80

CONTACT PLATING OPTIONS:

K = GOLD FLASH (STANDARD)
A = 10U" GOLD ON CONTACT/GOLD FLASH ON TAIL
B = 15U" GOLD ON CONTACT/GOLD FLASH ON TAIL
C = 30U" GOLD ON CONTACT/GOLD FLASH ON TAIL
T = BRIGHT TIN
M = MATT TIN
D = GOLD FLASH ON CONTACT/BRIGHT TIN ON TAIL
E = 10U" GOLD ON CONTACT/BRIGHT TIN ON TAIL
F = 15U" GOLD ON CONTACT/BRIGHT TIN ON TAIL
G = 30U" GOLD ON CONTACT/BRIGHT TIN ON TAIL

PACKAGING OPTIONS:

3 = TUBE (STANDARD)
6 = TAPE & REEL
(see note 2)



RECOMMENDED PCB LAYOUT
(TOLERANCE: ±0.05)

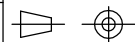
Scale: 4:1

Drawn: CHC

App'd: NYW

Date: 8 MAR. '19

THIRD ANGLE



Title SOCKET

Revision: 1.4

Unstated Tolerances:

X. ± 0.30
X ± 0.25
XX ± 0.15
XXX ± 0.10

Material

SEE NOTE

NOT TO SCALE

Unit: mm



THIS DRAWING IS CONFIDENTIAL AND MUST NOT BE
COPIED OR DISCLOSED WITHOUT WRITTEN CONSENT

Type: BB02-RX

BB02-RX

Drawing Number:

Sheet 1 of 1

Drawing © E and O E

REV. DATE & DRN
10. 28/07/10 - CHC RELEASE
11. 03/07/11 - NYW
12. 30/07/13 - NYW
13. 07/03/14 - NYW
14. 08/03/19 - NYW