BB02-FQ

CUSTOMER PRODUCT SPECIFICATION SHEET

RoHS Compliant

BB02-FQ:- 2.00mm X 2.00mm (0.079" X 0.079") BOX HEADER, RIGHT ANGLE, THROUGH HOLE TYPE, 06 TO 50 CONTACTS

SPECIFICATIONS :

CURRENT RATING	2 AMP
INSULATOR RESISTANCE	1000 MEGOHMS MIN.
DIELECTRI WITHSTANDING	AC 500 V
OPERATING TEMPERATURE	-40°C TO +105°C
CONTACT MATERIAL	BRASS
INSULATOR MATERIAL	THERMO PLASTIC, UL 94V-0 STANDARD : NYLON 6T 2
PLATING	GOLD OR TIN OVER 30~50U" NICKEL
SOLDERABILITY:	IR REFLOW: 260°C FOR 10 SEC WAVE: 230°C FOR 5-10 SEC MANUAL SOLDER: 350°C FOR 3-5 SEC

MATES WITH :- BB02-GH BB02-RJ
BB02-GP BB02-RL
BB02-GQ BB02-RP (perfect mate)

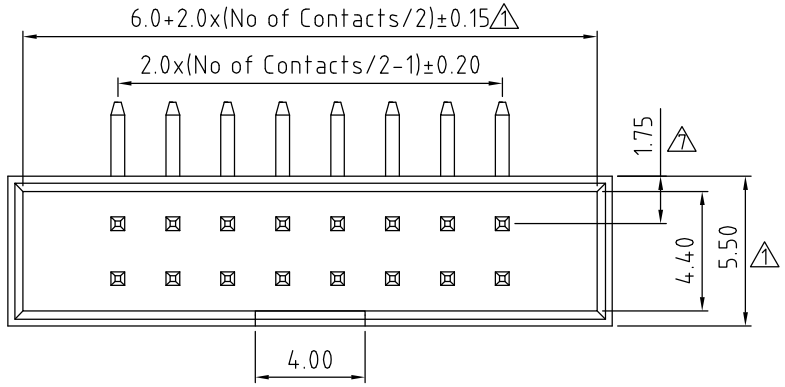

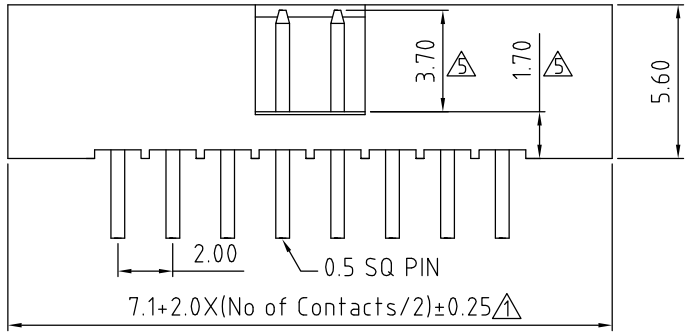

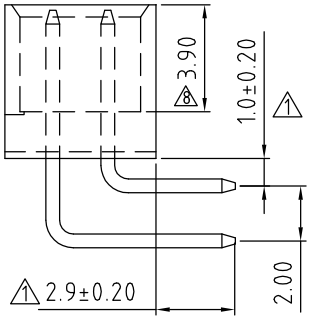

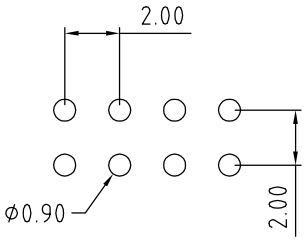

(TOLERANCE: ±0.05)
RECOMMENDED PCB LAYOUT

HOW TO ORDER

B B 0 2 - F Q X X 1 - X 0 2 - 2 9 0 0 0 0

NO. OF CONTACTS: 3
6 TO 36
40, 44, 50

CONTACT PLATING OPTIONS:
K = GOLD FLASH (STANDARD)
A = 10U" GOLD ON CONTACT/GOLD FLASH ON TAIL
B = 15U" GOLD ON CONTACT/GOLD FLASH ON TAIL
C = 30U" GOLD ON CONTACT/GOLD FLASH ON TAIL
T = BRIGHT TIN
M = MATT TIN

PACKAGING TYPE:
2 = TRAY 1

REV.	DATE & DRN	
1.0	29/10/'03 - NJR	RELEASE
1.1	13/04/'05 - NYW	1 AMEND DIMENSIONS. CHANGE PACK OPTION. REMOVE PIN LENGTH OPTION.
1.2	13/04/'05 - NYW	2 AMEND PLASTIC MATERIAL.
1.3	07/08/'06 - NYW	3 AMEND NO. OF CONTACTS. DRAWING MODIFICATION.
1.4	02/06/'08 - CHC	PLATING MODIFICATION.
1.5	18/07/'08 - CHC	4 INCREASE DIMENSION
1.6	05/02/'09 - CHC	DRAWING MODIFICATION. CHANGE MAX. PIN# TO 50.
1.7	02/11/'09 - NYW	5 ADD DIMENSION.
1.8	24/11/'09 - NYW	6 ADD DIMENSION.
1.9	07/03/'14 - NYW	AMEND MATING P/N.

Scale: 5:1	THIRD ANGLE	Unstated Tolerances: X. ± 0.30, .X ± 0.25, .XX ± 0.15, .XXX ± 0.10	Material SEE NOTE
Drawn: CHC			
App'd: XXXX	Title BOX HEADER		NOT TO SCALE
Date: 7 MAR. '14	Revision 1.9		Unit mm

Infratron
www.infratron.de

© THIS DRAWING IS CONFIDENTIAL AND MUST NOT BE COPIED OR DISCLOSED WITHOUT WRITTEN CONSENT

Type: BB02-FQ
BB02-FQ
Drawing Number:
Sheet 1 of 1
Drawing © E and O E